

# Advancing Environmental Justice Through Climate Action



City of Dallas

Texas Impact  
Resilient Congregations Summit  
Dallas, Texas  
July 15-16, 2023





# ENVIRONMENT & CLIMATE CHALLENGES







## COMMUNITIES OF COLOR

Some communities of color living in risk-prone areas face cumulative exposure to multiple pollutants.

Adaptation plans that consider these communities and improve access to healthcare help address social inequities.

## OLDER ADULTS

Older adults are vulnerable to extreme events that cause power outages or require evacuation.

Checking on elderly neighbors and proper emergency communication can save lives.

## CHILDREN

Children have higher risk of heat stroke and illness than adults.



Adults can lessen risk by monitoring exertion and hydration.

## LOW INCOME COMMUNITIES

Low income families are at risk of physical and mental illnesses during flooding and in crowded shelter conditions.

Comprehensive disaster management can improve resiliency for people with limited resources.



# CECAP BASES



The image is a composite representing the 'CECAP BASES'. On the left is the cover of the 'Global Protocol for Community-Scale Greenhouse Gas Emission Inventories', published by the World Resources Institute, C40 Cities, and ICLEI. The cover features a globe with various transportation icons and the text 'An Accounting and Reporting Standard for Cities'. In the center is a data visualization showing '202e Values With Reductions Applied' with a line graph and a stacked area chart for 'Commercial Energy' and 'Transportation' from 2025 to 2030. A table lists various measures:

Measure Name
Residential Indicator Calculator Test 1
Commercial High-level Test 1
High-level 50% EV 20% bike 20% transit
High level commercial energy--high efficiency
High-level 20% Bicycle
High-level 20% Bicycle and 50% EV
High-level 20% Bicycle and 50% EV 100% RE charge
High-level transportation-Forecast Cohort
High-level 50% Bicycle 50% transit
High level transportation-test 3

A large blue plus sign is positioned to the right of the table. Further right is a group of colorful human icons of various sizes and colors (red, blue, purple, yellow, green). A black speech bubble above them contains the text 'YOUR VOICE MATTERS'.

The CECAP is based upon equal parts sound science & community input





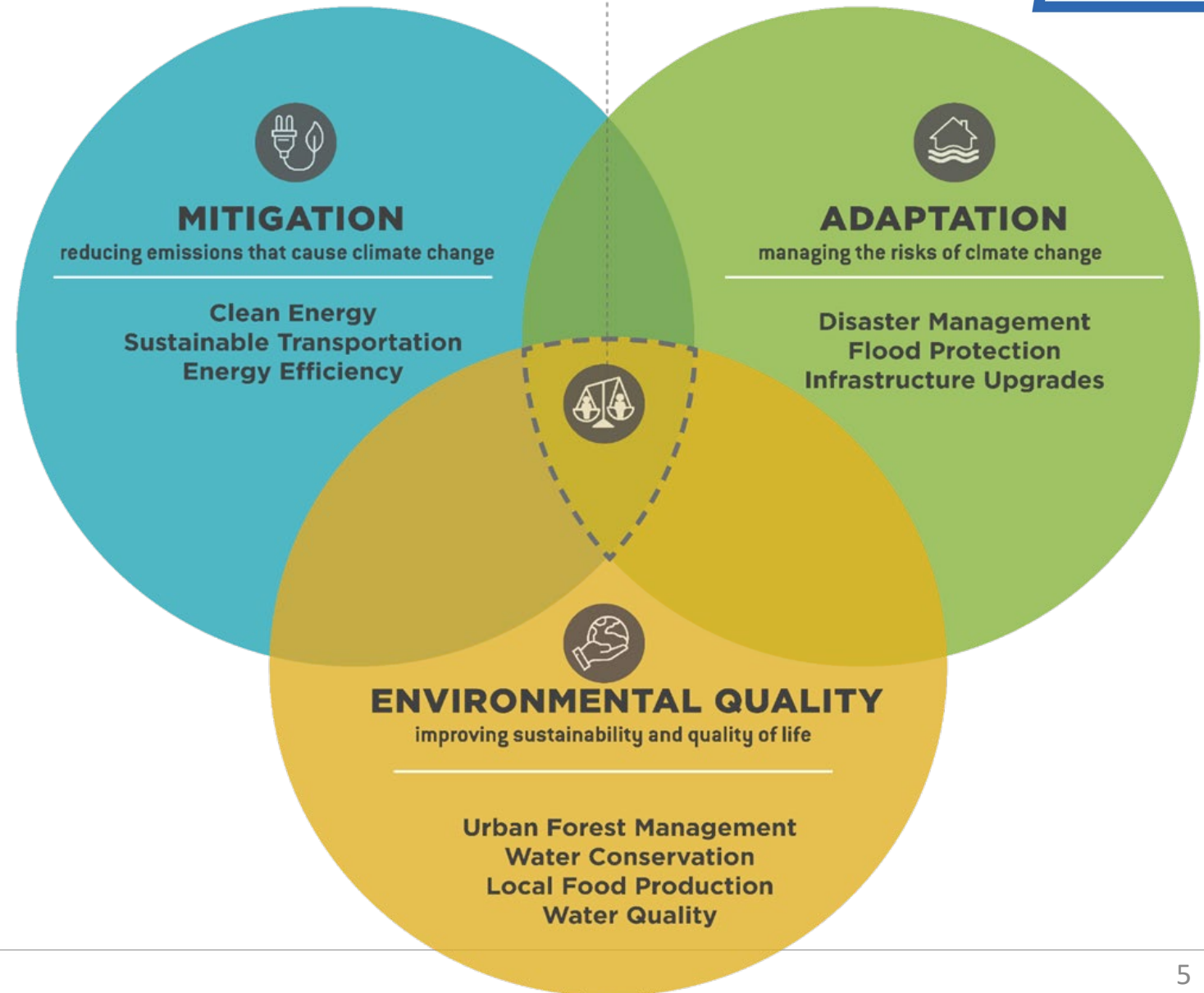
# Environmental Justice

**ENVIRONMENTAL JUSTICE**  
prioritizing communities most impacted or most in need across all actions



Environmental justice lies at the center of mitigation, adaptation, and environmental quality.

Many issues are interconnecting, and many actions have multiple benefits.



# CECAP: 97 Actions



SECTORS / GOALS

PRIMARY BENEFIT

CO-BENEFITS

97  
CECAP  
Actions



**16**  
BUILDINGS



**11**  
ENERGY



**19**  
TRANSPORTATION



**09**  
SOLID WASTE



**15**  
WATER RESOURCES



**09**  
ECOSYSTEMS



**14**  
FOOD + URBAN  
AGRICULTURE



**04**  
AIR QUALITY



**45**  
MITIGATION



**21**  
ADAPTATION



**20**  
ENVIRONMENTAL  
QUALITY



**11**  
ENVIRONMENTAL  
JUSTICE



**46**  
IMPROVE PUBLIC  
HEALTH + WELL-BEING



**40**  
PROVIDE COST  
SAVINGS



**31**  
IMPROVE  
AIR QUALITY



**28**  
PROVIDE EDUCATION,  
SKILLS OR TRAINING



**24** IMPROVE ACCESS  
TO EMPLOYMENT /  
JOB CREATION



**15**  
REDUCE INEQUALITY  
+ POVERTY



**17**  
REDUCE GHG  
EMISSIONS



**08** INCREASE  
NATURAL RESOURCE  
CONSERVATION



**11**  
IMPROVE WATER  
QUALITY



**13**  
REDUCE RESOURCE  
CONSUMPTION



**10** PROMOTES  
ENVIRONMENTAL  
STEWARDSHIP



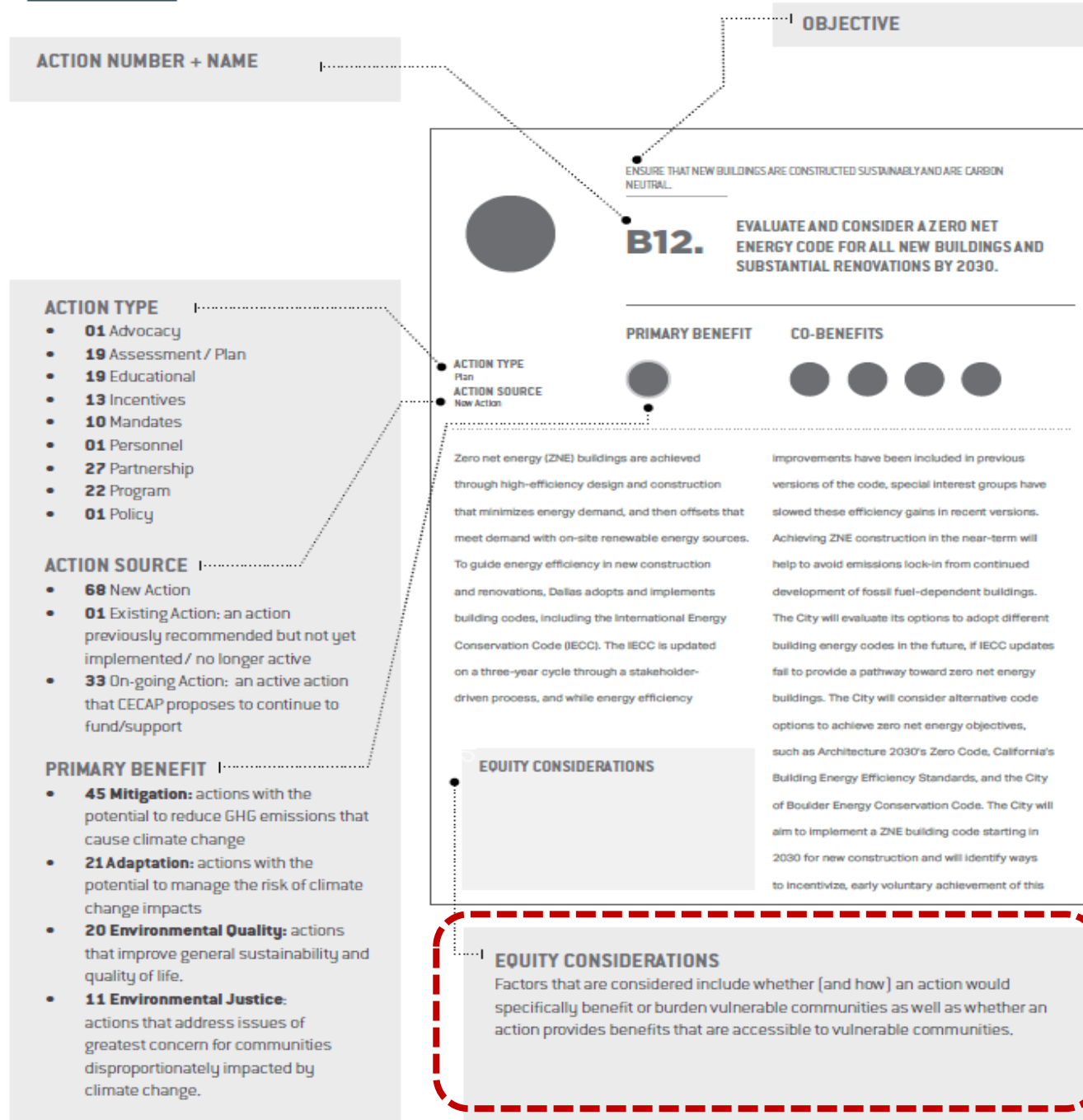
**10**  
REDUCE  
VULNERABILITY



# CECAP: 97 Actions

## ACTION LEGEND + SUMMARY

- 97 Actions
  - Developed/ vetted through input from residents of all 100+ zip codes
  - Each evaluated for specifically whether & how an action would specifically benefit or burden vulnerable communities
  - Each evaluated for accessibility to vulnerable Communities
- 11 Focused CECAP EJ Actions
- Air Quality focus area has since expanded to share & use data



# CECAP: Transparency



- The public can follow along with CECAP progress at [DallasClimateAction.com](https://DallasClimateAction.com)
- This public facing dashboard is updated quarterly

The screenshot shows the Dallas Climate Action website dashboard. The browser address bar displays "dallasclimateaction.com". The page header includes the "Dallas Climate Action" logo and a navigation menu with links for Home, Background, Advisory Groups, Dashboard, CECAP, City Efforts, Calendar, Blog, and Contact Us. A "Log In" button and the City of Dallas logo are also present. The main content area features a title "YOUR CONNECTION TO THE CITY OF DALLAS COMPREHENSIVE ENVIRONMENTAL & CLIMATE ACTION PLAN" above a row of eight colorful icons representing different sectors: buildings, energy, transit, water, air quality, nature, food, and waste. Below the icons, the text reads "COMPREHENSIVE ENVIRONMENTAL & CLIMATE ACTION PLAN (CECAP)" and "94% of Year 2 Work Plan Complete!". At the bottom, it states "In FY21-22, the City of Dallas completed 248 milestones toward the advancement of climate initiatives in 8 different sectors."







September 2020

An Environmental Task Force was formed from original Stakeholders Committee to develop the framework of the Environmental Commission



04

April 2021

The city's Environmental  
Commission was formally created  
by ordinance





# Environmental Commission Framework

15 Voting Commissioners, one per Council District + the Mayor – qualifications include experience in related environmental/ community advocacy



8 Non-Voting Technical Panel Members, with documented expertise in each of the CECAP Focus Areas



## Multiple Committee Members:

- Environmental Health
- Environmental Justice
- Strategic Partnerships & Innovation
- Outreach & Engagement
- CECAP Implementation







December 2021

The Environmental Commission reached a quorum of appointed members and held its inaugural meeting







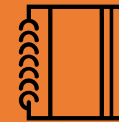
*Environmental  
Commission*

# Our Mission

The Environmental  
Commission supports the  
City's Environment &  
Sustainability City Council  
Committee



**Advise city council on issues  
related to the environment  
& sustainability**



**Provide guidance on the  
implementation of the  
CECAP**



**Support equitable &  
effective action to resolve  
environmental issues as  
they arise**





# Commission Priorities

## Mayor's 2022 Committee Priorities

Mayor sets priorities for Environment & Sustainability Council Committee.

01

## Environment & Sustainability Committee Forecasted Topics

Office of Environmental Quality staff work with the committee chair to establish annual forecast of briefings and agenda topics

02

## Council Delegated Items

As issues arise, council members can refer topics for Commission input and review

04

## Commission Initiated Topics


Commissioners can bring forward items from their districts or relevant topics

03






# Racial Equity Plan



## Overall Equity Score

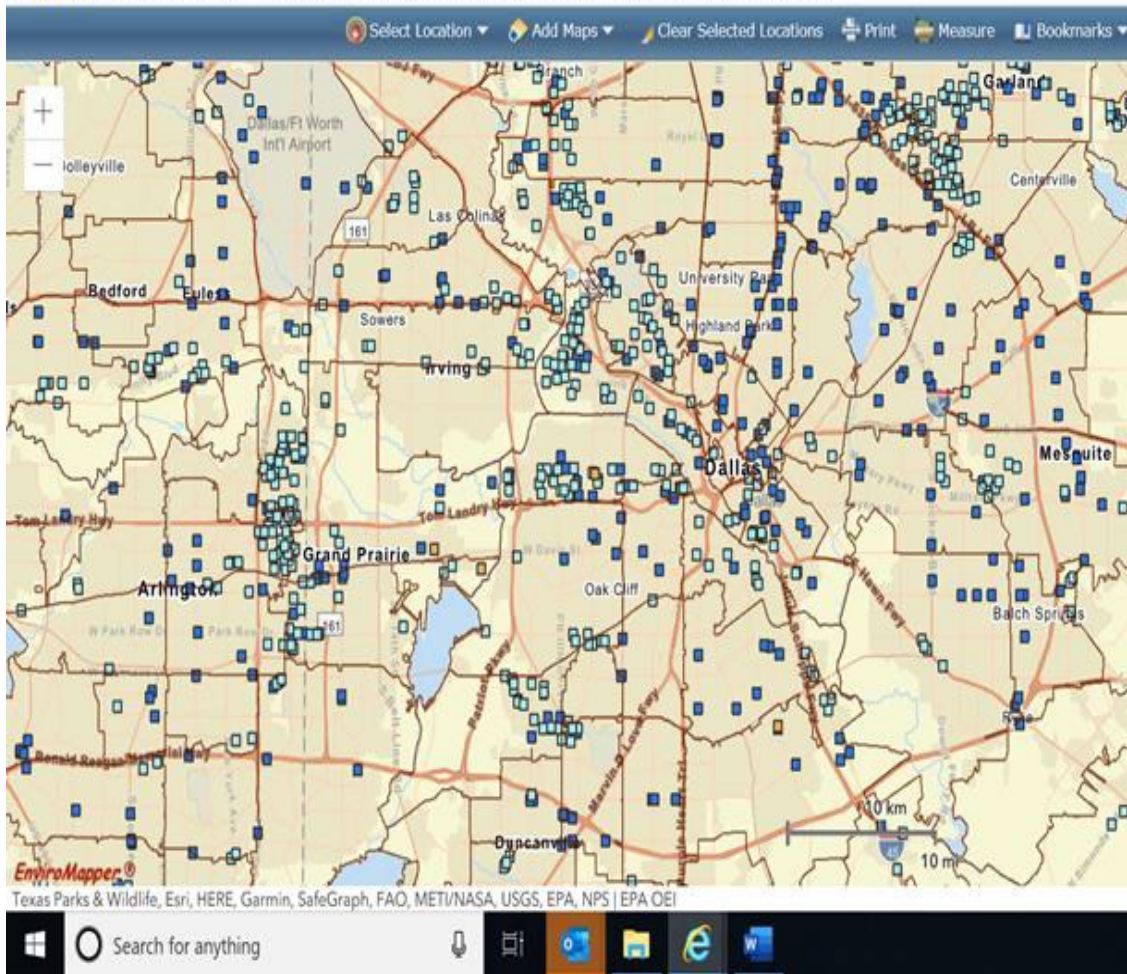
The Overall Score is Comprised of 5 Themes of Equity Indicators



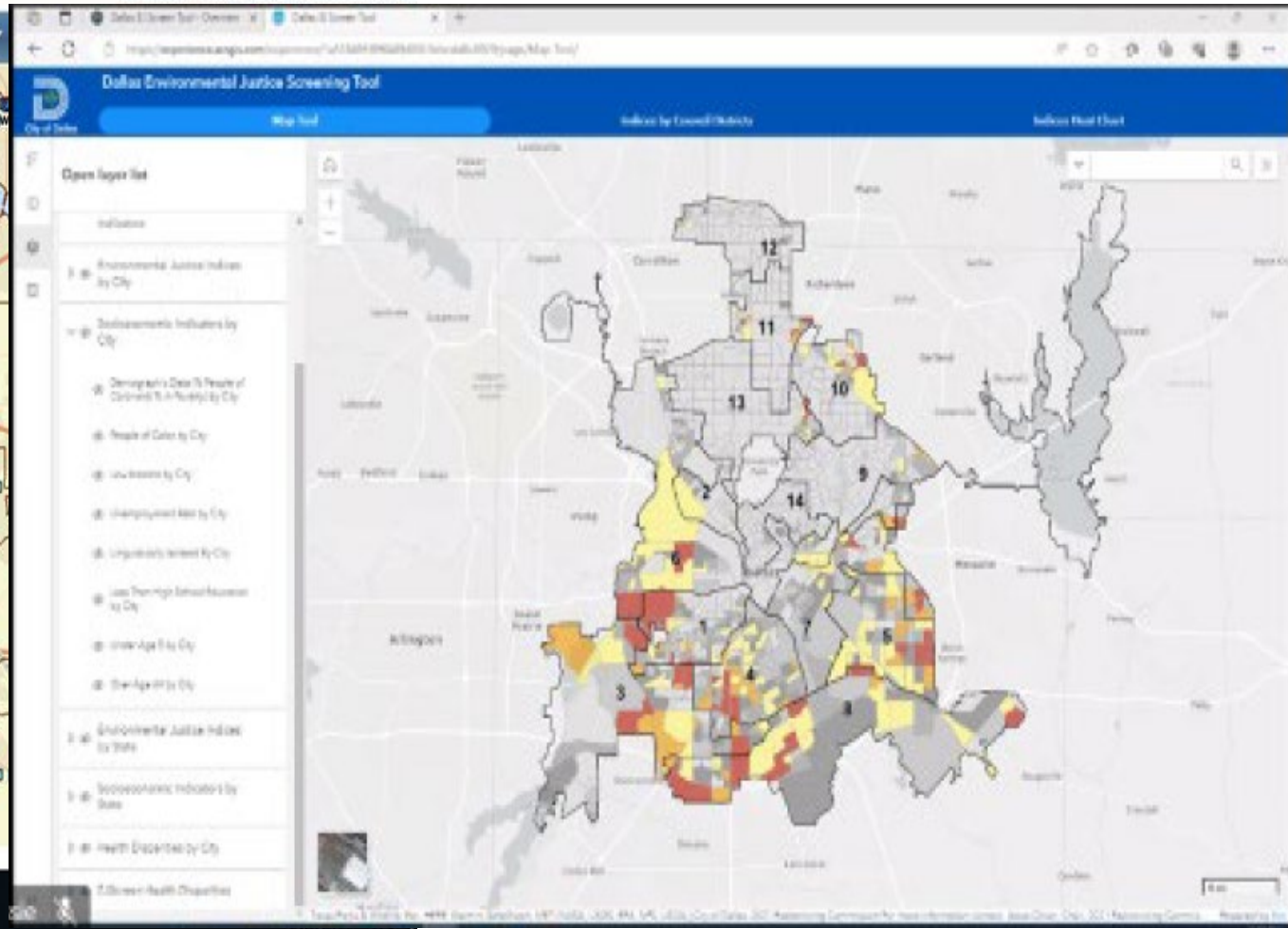
# Developing a Dallas- Based EJ Screening Tool



EPA EJSCREEN EPA's Environmental Justice Screening and Mapping Tool (Version 2019)



EJSCREEN Home | Mobile | Glossary | Help





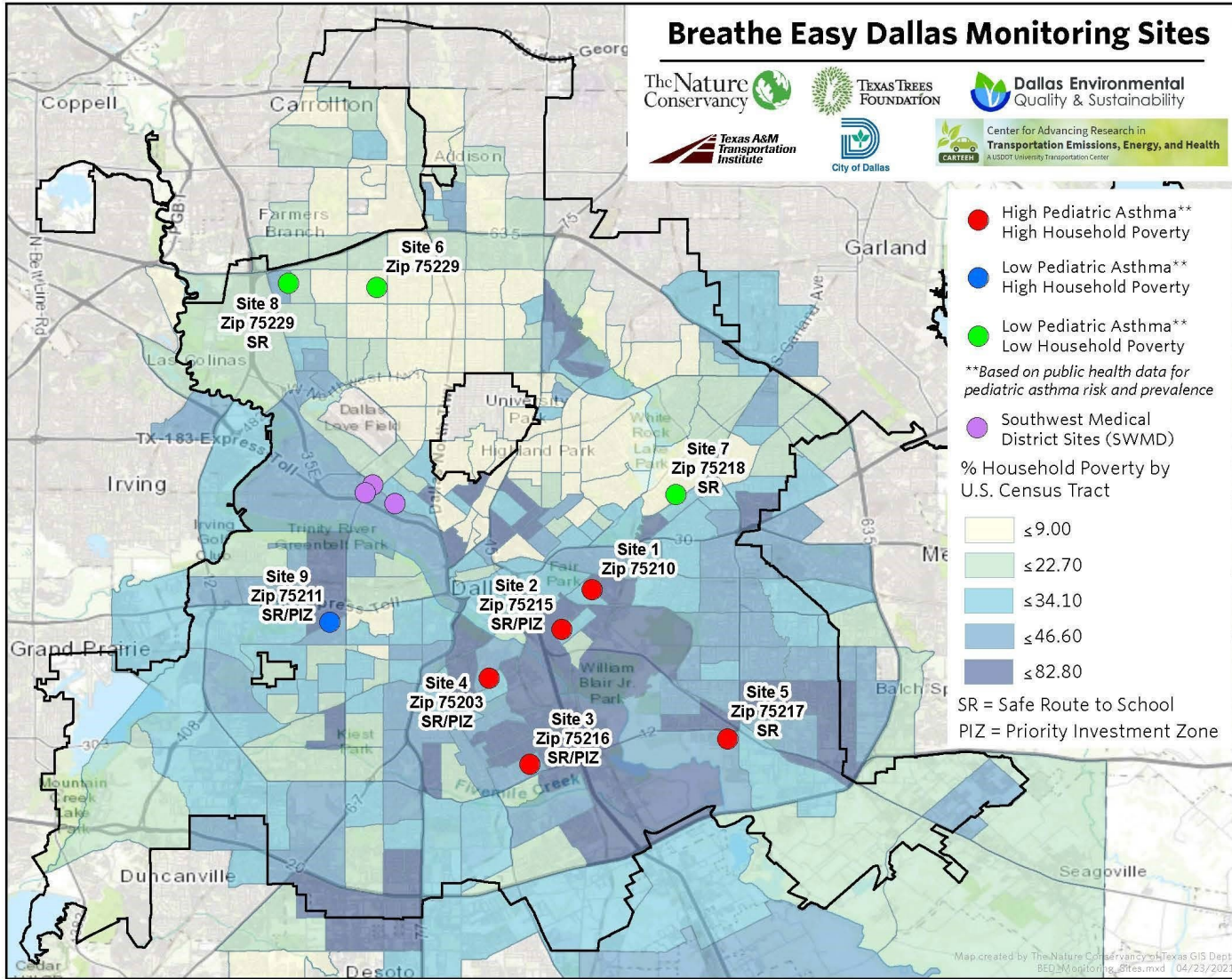
# Batch Plant Efforts



- Batch Plant Efforts
  - Phase 1 – Public Hearing Requirements (adopted)
  - Phase 2 – Buffers, Sensitive Area definitions, and local notifications – On hold for now
  - Community Support for Hearings & Responses



# Dallas Community Air Quality Monitoring Program







Questions?

**Susan G. Alvarez, PE, CSM**  
**[e: Susan.Alvarez@Dallas.gov](mailto:Susan.Alvarez@Dallas.gov)**  
**214-670-1200**