

TEXPROTECTS LEGISLATIVE PRIORITIES 85TH SESSION



DALLAS FT WORTH LEGISLATIVE DELEGATION 85TH SESSION BRIEFING

MADLINE MCCLURE LMSW – CEO AND FOUNDER

DIMPLE PATEL – SENIOR POLICY ANALYST

DECEMBER 2016

Brass Tacks

House budget provides an additional \$268 million

Senate budget provides an additional \$260 million

Governor requested close to \$500 million

DFPS requested an additional \$534 million in their LAR

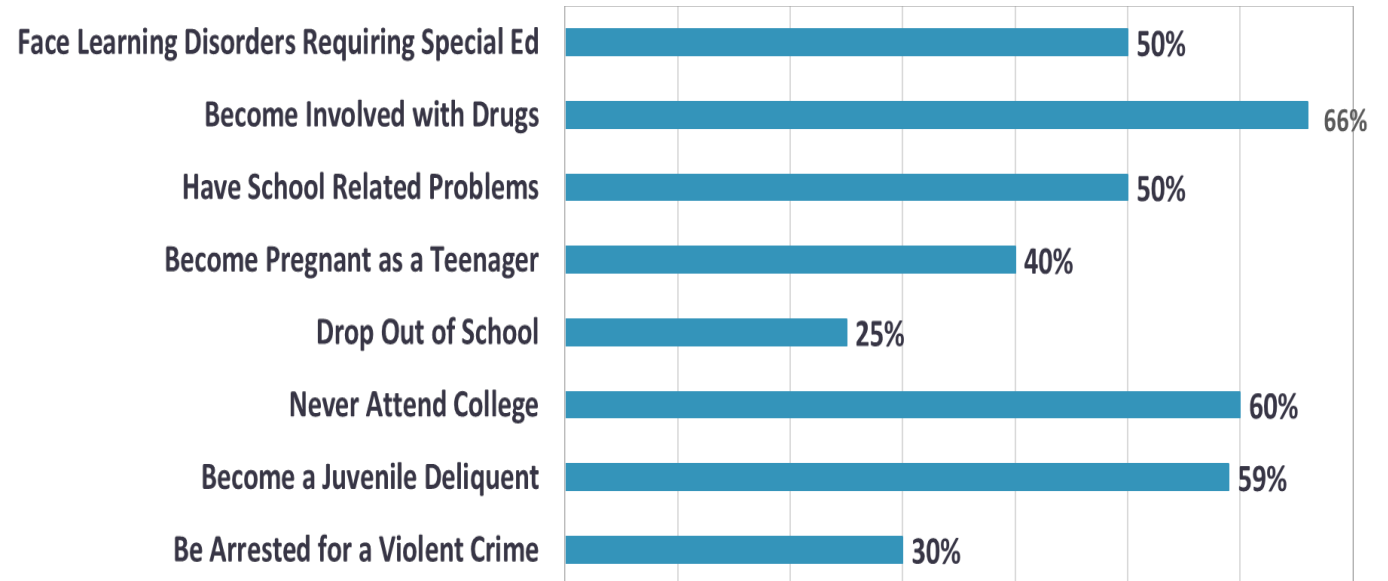
Child Protection Roundtable estimates the cost at \$850 million

Human Consequences of Child Abuse and Neglect

Over 15 Years 2001-2015:

- 3078 Texas children died from child abuse and neglect
- 205 Texas children per year (avg.)
- 4 Texas children die due to child abuse every week (avg.)

Abused and Neglected Children are more likely to:

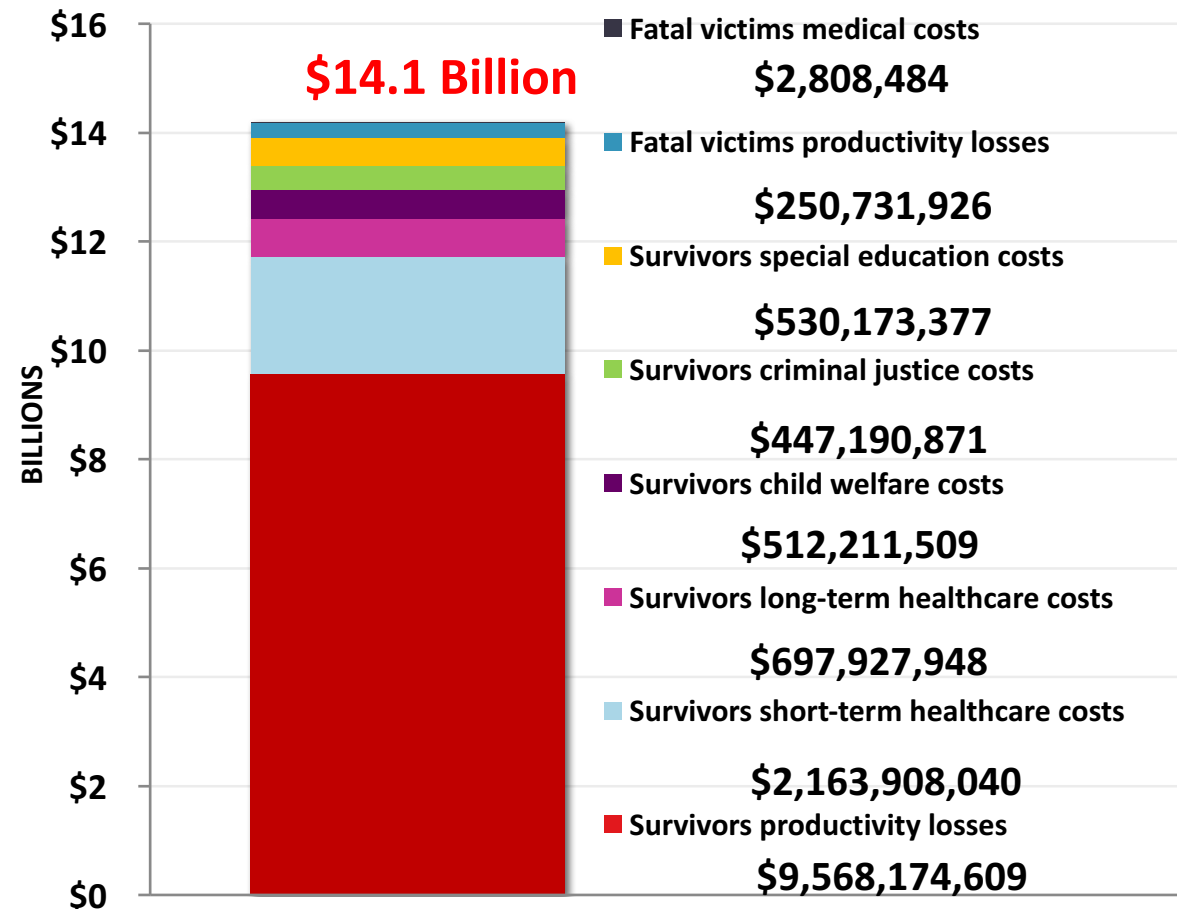


Financial Consequences of Child Abuse and Neglect

- Each year on average it costs Texas **\$14.1 Billion** due to consequences of child maltreatment over victim's lifetime

Average lifetime cost per survivor: \$210,012

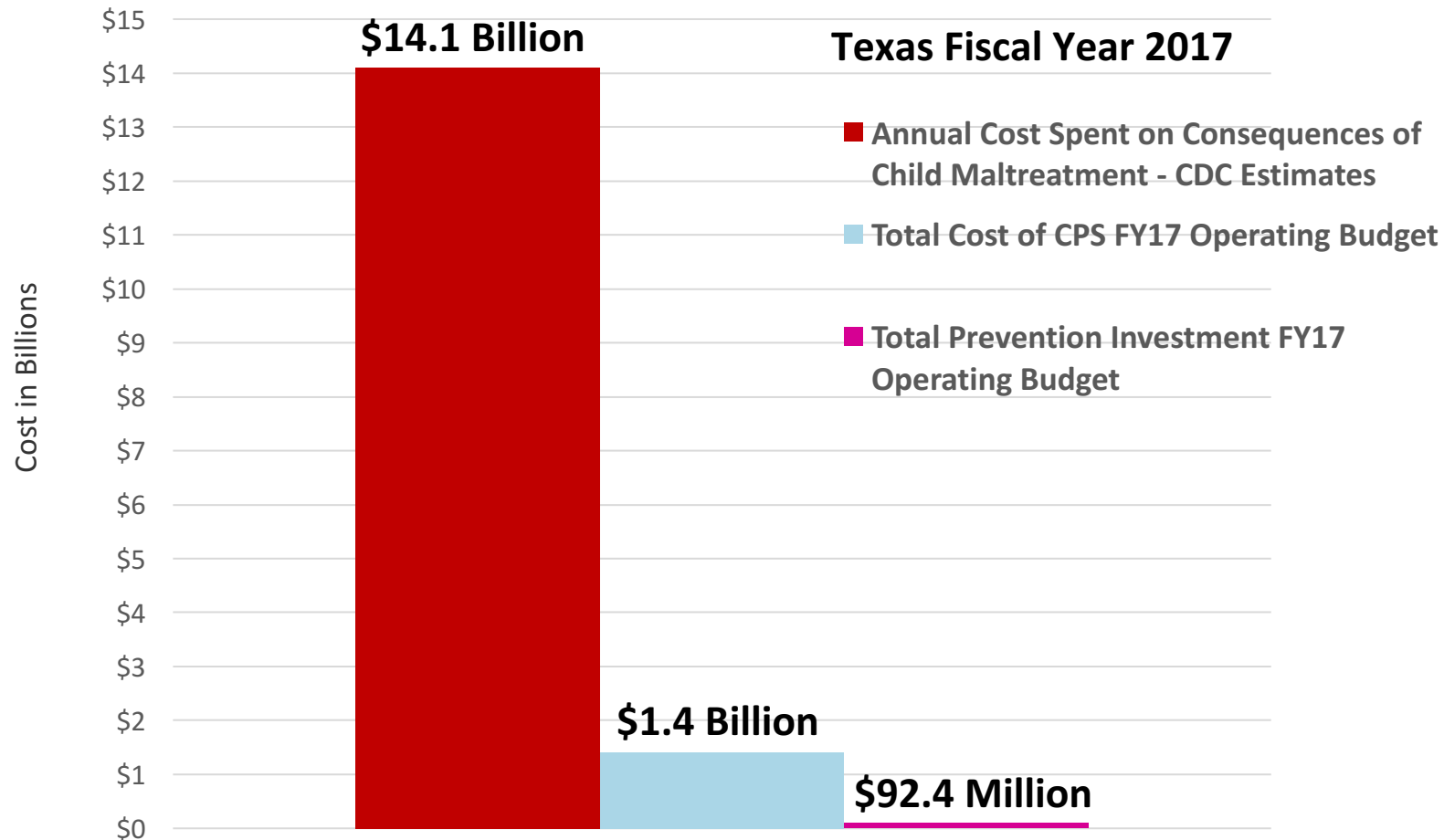
Average lifetime cost per fatal victim: \$1,272,900



Prevention and Early Intervention



Currently: Less than 1% Prevention Investment vs. Cost of Abuse



Prevention and Early Intervention Investment

Family Support Texas Home Visiting Program/Nurse Family Partnership

- Scale up to serve additional 4,430 highest need families - \$34.2 Million AF

Project Healthy Outcomes through Prevention and Early Support (HOPES)

- Expand to serve 8 additional counties - \$10 Million AF
- Expand services at 24 current sites - \$24 Million AF

Prevention and Early Intervention Investment

Abusive Head Trauma (AHT) Prevention

- Expand AHT services and supports - \$3 Million AF

Child Sexual Abuse Trauma and Child Pregnancy Prevention –

- Provide prevention self protection training in elementary and secondary schools
- Report annually on training completion

Prevention and Early Intervention Investment

Child Abuse Prevention Accountability

- Require that Child Abuse Prevention programs receiving state funds are 75% evidence-based; 25% Promising
- Child Abuse Trust Fund should fund child maltreatment evidence based programs

University Evaluation of PEI programs

- Evaluate effectiveness and cost/benefit of current prevention programs - \$2 Million AF

Prevention and Early Intervention Budget Request

Priority	Budget Strategy	DFPS LAR Request (All Funds)	TexProtects Request (All Funds)	Difference
Expand Home Visiting Programs: THVP & NFP	3.1.5.1	\$57,980,268 (AF)	\$92,186,670	\$34,206,402
Expand Project HOPES 8 Additional Sites + Expand Current 24	3.1.4.3	\$34,992,370	\$68,992,370	\$34,000,000
Abusive Head Trauma Prevention	3.1.4.7	\$1,783,130	\$4,783,130	\$3,000,000

Prevention and Early Intervention Budget Request

Priority	Budget Strategy	DFPS LAR Request (All Funds)	TexProtects Request (All Funds)	Difference
Child Sexual Abuse Trauma and Child Pregnancy Prevention			N/A	
Child Abuse Prevention Accountability			N/A	
University Evaluation of PEI Programs	3.1.6.1	\$20,166,012	\$22,162,012	\$2,000,000
			Total:	\$73,206,402

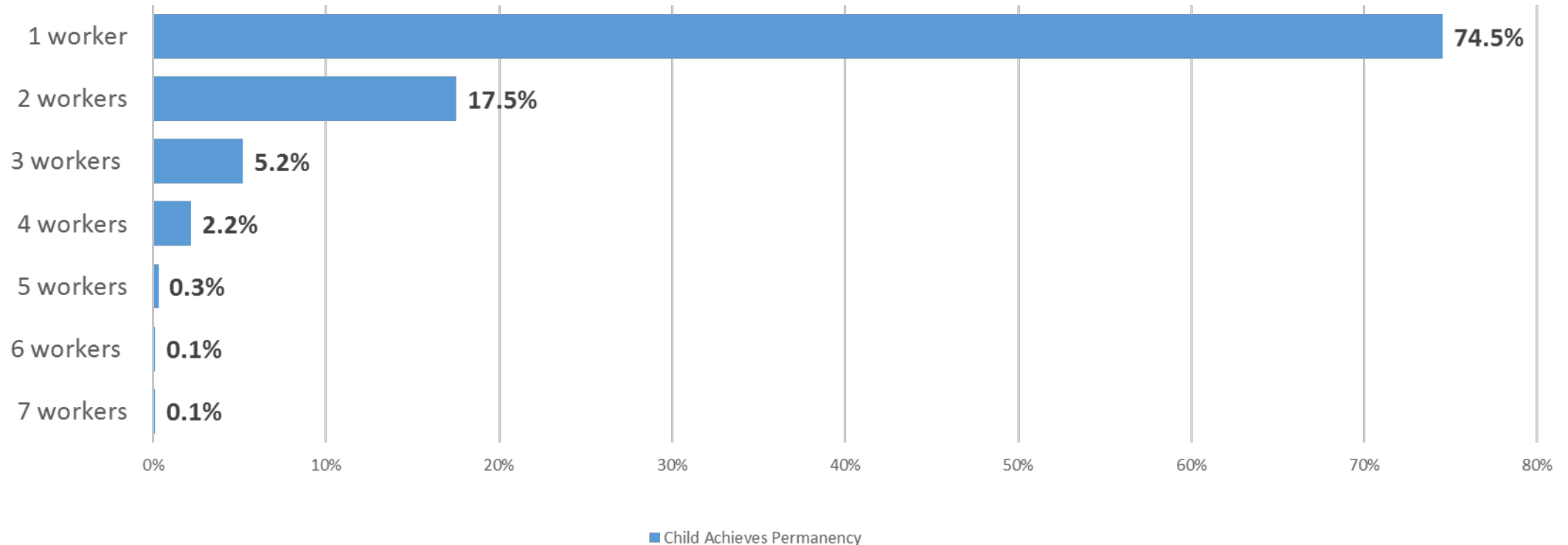
CPS Workforce:

Recruitment and Retention

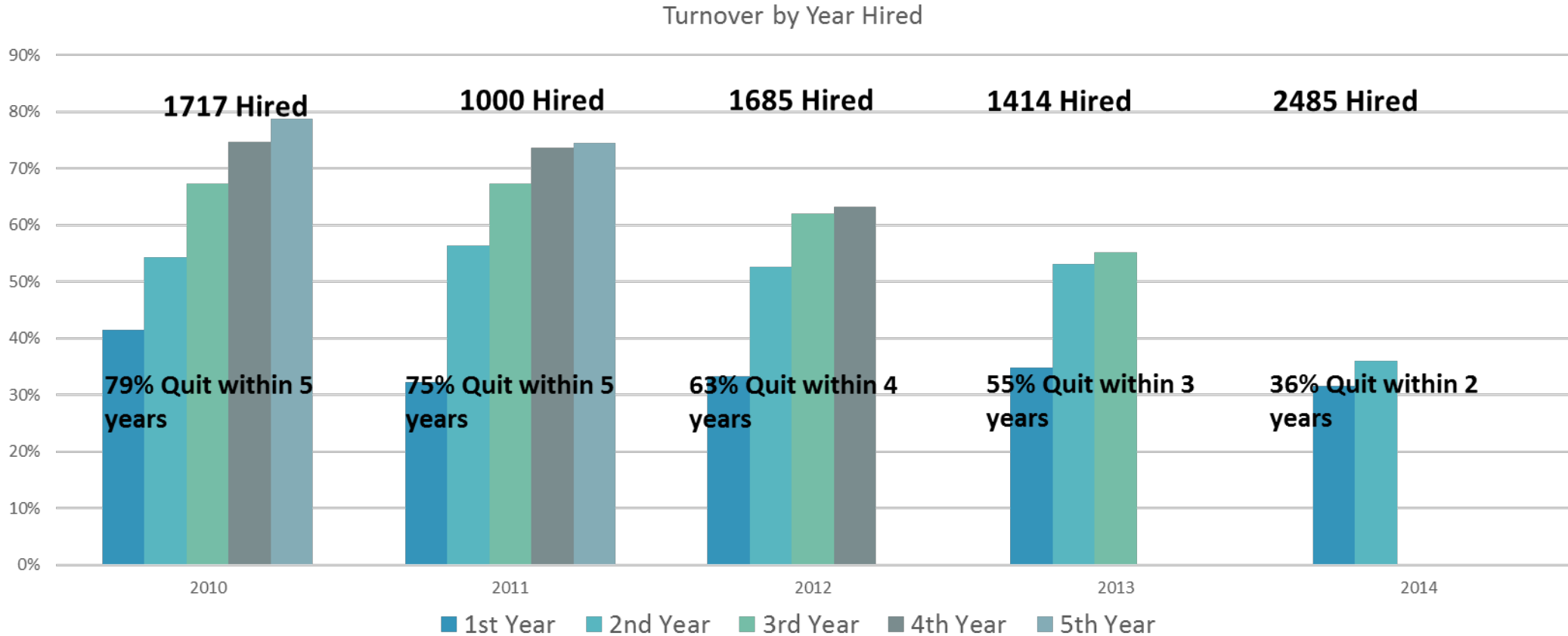


Caseworker Turnover Impacts Children

Permanency Outcomes due to Caseworker Turnover Within One Year



Costs of Turnover: \$70-\$80 Million Annually



Strategies to Stabilize the CPS Workforce

- Support continuation of salary support + additional 829 workers for FY 18-19;
 - Include critical support staff in salary adjustment
 - \$230 Million AF (including current staff)
- Payout banked overtime for caseworkers - \$24.9 Million AF

Strategies to Stabilize the CPS Workforce

- Secondary traumatic stress support - \$100K GR
 - Reduced t/o in SWI: 20.6% in 2013 to 16.7% in 2014.
- Reduce span of control of supervisors to caseworkers - \$35.3 Million AF
- Bring hiring standards in line with all other states
 - 4 year degree for caseworkers

Stabilize CPS Workforce: Budget Request

Priority	Budget Strategy	DFPS LAR Request (All Funds)	TexProtects Request (All Funds)	Difference
Continue 829 Additional Workers approved by LBB; support staff included	2.1.1 and 2.1.2	123,000,000 (GR)	\$202 - \$230,000,000 (AF)	\$202 - \$230,000,000 (AF)
Payout Banked Overtime for Caseworkers	2.1.1	N/A	\$24,900,930	\$24,900,930
Secondary Traumatic Stress Support for Caseworkers	2.1.2	N/A	\$100,000	\$100,000

Stabilize CPS Workforce: Budget Request

Priority	Budget Strategy	DFPS LAR Request (All Funds)	TexProtects Request (All Funds)	Difference
Reduce Span of Control for Supervisors	2.1.1	N/A	\$35,303,776	\$35,303,776
Bring Hiring Standards in line with Other States	2.1.1 and 2.1.2	N/A	N/A	N/A
Manage Caseloads with “Just in Time” Replacement of Workers	2.1.1	N/A	\$2,000,000	\$2,000,000

Stabilize CPS Workforce: Budget Request

Priority	Budget Strategy	DFPS LAR Request (All Funds)	TexProtects Request (All Funds)	Difference
Geographical Caseload Assignment – Caseworker “Beats”	6.1.1	N/A	N/A	N/A
			Total:	\$264,304,706

Family Preservation and Kinship Caregivers



Costs of Foster Care

Foster Care is **expensive**: \$402.9 Million in 2015

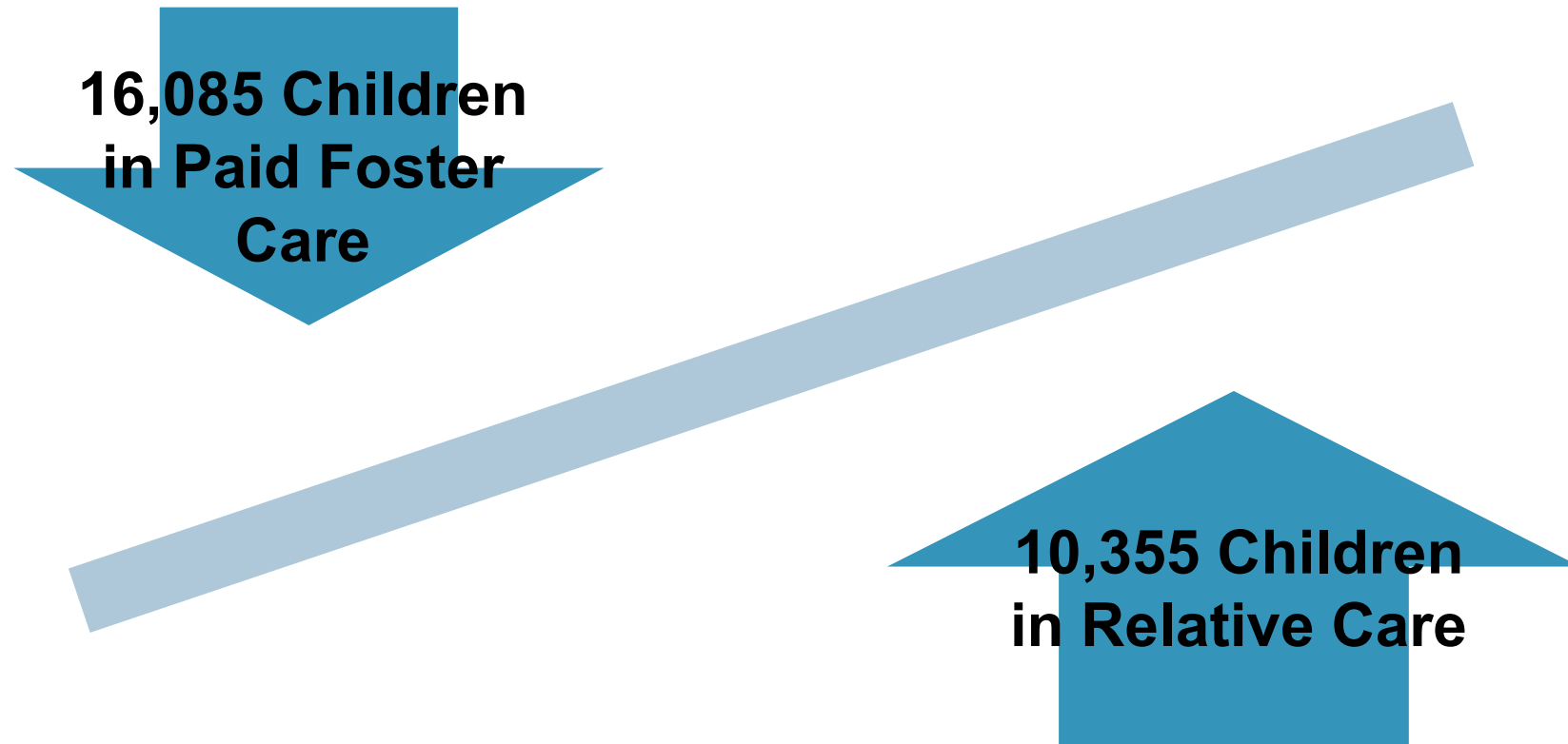
Foster Care often produces **negative outcomes**:

- Higher degrees of **incarceration, poverty, homelessness & suicide**
- Higher rates of physical and psychiatric morbidity
- Double the incidence of depression
- Higher rate of PTSD than combat veterans

Positive Outcomes of Relative Care

- Maintains important children's connections to family
- Minimizes placement change
- Decreases school changes and increases academic achievement
- Minimizes trauma

Children in Foster Care vs. Relative Care



Supporting Children and their Relative Families

- Expedited home studies for relative placements
- Financial support for relatives above \$1,000 one-time fee and \$500 / year / child.
 - Money follows the child for relative placements
- Kinship support services for Parental Child Safety Placements

Foster Care vs Relative Care

Foster Care 2015 Payments: \$425 million

GR Payments: \$177 million

Children in Foster Care: 16,000

Average cost/child: \$11,025

If 2017 25% foster care → Kin: $16,000 \times .25 = 4,000$

Pay 75% of avg. annual foster care = $\$11,025 \times .75 = \$8,300$

Subtract avg. annual 2015 kinship payments = $\$22 \text{ million} / 10,000 = \$1,220/\text{child}$

Foster Cost

\$11,025



\$3,945 savings for support services

Kin Cost

\$7,080/child

Family Strengthening and Placement

Priority	Budget Strategy	DFPS LAR Request (All Funds)	TexProtects Request (All Funds)	Difference
Transition Family Preservation to Evidence Based Programs	2.1.1	\$9.9 Million for PCSP Support	\$26.4 Million	\$21.4 Million
Increase Frequency of Contact for FBSS	2.1.1	N/A	TBD	TBD
Expedited Home Assessments for Kinship Caregivers	2.1.5	N/A	TBD	TBD

Family Strengthening and Placement

Priority	Budget Strategy	DFPS LAR Request (All Funds)	TexProtects Request (All Funds)	Difference
Financial Support for Relative Caregivers	2.1.1	N/A	\$324.1 Million	\$324.1 Million
Kinship Support for PCSP Placements	2.1.1	\$9.9 Million	TBD	TBD
			Total:	\$345.5 Million

What Should You Advocate For?

Start with a discussion on a need for the Legislature to prioritize spending on children through education, child welfare, health, etc.



Advocate for the level of funding you think DFPS needs to protect kids



Pick one or two specific budget items in the realm of child welfare that you feel would be most beneficial to kids

Contact

Will Francis, LMSW
Government Relations Director
810 West 11th Street
Austin, TX 78701-2010
Voice (512) 474-1454
Twitter: @socialworkwill
wfrancis@naswtx.org
Naswtx.org

Contact Us:

Madeline McClure

CEO and Founder

1341 W. Mockingbird Lane

Suite 560 W

Dallas, Texas 75247

(469) 399-6900

madeline@texprotects.org

Pamela McPeters

Director of Public Policy

Austin, Texas

(512) 913-4408

pamela@texprotects.org

Dimple Patel

Senior Policy Analyst

1341 W. Mockingbird Lane

Suite 560 W

Dallas, Texas 75247

(469) 399-6900

dimple@texprotects.org



TexProtects, The Texas Association for the Protection of Children is a research and advocacy non-profit organization created to tackle issues of Child Protective Services (CPS) reform, prevention and public awareness to bring a collective, organized voice representing the needs of children at risk of abuse and survivors of child abuse and neglect. The organization is autonomous, nonpartisan and nonpolitical, designed to educate decision makers, private funders and the public at large. To date, it is the only Texas organization that has a dedicated focus on the main issues of protection, prevention, and healing of abused and neglected children. For more information, please visit www.TexProtects.org.